


South Bangla Agriculture and Commerce Bank Limited
Balance Sheet
As at 30 September 2020

	30 September 2020 Taka	31 December 2019 Taka
PROPERTY AND ASSETS		
Cash		
Cash in hand (Including foreign currencies)	831,755,255	759,249,747
Balance with Bangladesh Bank and its agent bank(s) (Including foreign currencies)	3,930,522,768	3,677,346,131
	4,762,278,023	4,436,595,878
Balance with other banks and financial institutions		
In Bangladesh	7,937,790,884	6,414,432,491
Outside Bangladesh	241,489,980	602,464,661
	8,179,280,864	7,016,897,152
Money at call on short notice		
Investments:		
Government	10,517,837,509	15,034,413,947
Others	151,679	195,470
	10,517,989,188	15,034,609,417
Loans and advances		
Loans, cash credit, overdrafts etc.	56,680,687,384	54,658,125,375
Bills purchased and discounted	1,236,757,722	1,342,612,104
	57,917,445,106	56,000,737,479
Fixed assets including premises, furniture and fixtures	406,531,055	442,767,868
Other assets	2,802,096,194	1,632,397,650
Non-banking assets	-	-
TOTAL ASSETS	84,585,620,430	84,564,005,444
LIABILITIES AND CAPITAL		
Liabilities		
Borrowings from other banks, financial institutions and agents	2,880,334,741	1,117,039,452
Deposits and other accounts		
Current accounts and other accounts	6,397,400,553	5,502,072,087
Special notice deposits	2,589,651,802	3,026,636,791
Bills payable	2,485,651,234	2,420,680,927
Savings bank deposits	5,661,071,326	4,329,308,387
Fixed deposits	38,036,597,208	45,341,898,712
Other deposits	12,365,137,289	10,919,565,884
	67,535,509,412	71,540,162,788
Subordinated bonds	-	-
Other liabilities	5,114,410,885	3,543,841,415
TOTAL LIABILITIES	75,530,255,038	76,201,043,655
Capital/ Shareholders' equity		
Paid up capital	6,846,455,170	6,224,050,160
Statutory reserve	1,479,777,861	1,479,777,861
General reserve	-	-
Other reserve (revaluation reserve on Govt. Securities)	44,848,950	27,595,805
Surplus in profit and loss account	684,283,411	631,537,963
TOTAL SHAREHOLDERS' EQUITY	9,055,365,392	8,362,961,789
TOTAL LIABILITIES AND SHAREHOLDERS' EQUITY	84,585,620,430	84,564,005,444


Head of FAB / Chief Financial Officer



Managing Director & CEO

South Bangla Agriculture and Commerce Bank Limited
Balance Sheet
As at 30 September 2020

	30 September 2020 Taka	31 December 2019 Taka
OFF-BALANCE SHEET ITEMS		
Contingent liabilities		
Acceptance and endorsements	1,787,107,223	2,861,743,344
Letters of guarantee	7,725,403,701	6,583,292,050
Irrevocable letters of credit	4,900,421,022	3,920,543,820
Bills for collection	1,953,659,870	1,969,822,283
Other contingent liabilities	-	-
Total	16,366,591,816	15,335,401,497
Other commitments		
Documentary credits and short term trade-related transactions	-	-
Forward assets purchased and forward deposits placed	-	-
Undrawn note issuance and revolving underwriting facilities	-	-
Undrawn formal standby facilities, credit lines and other commitments	-	-
Total	-	-
Total off-balance sheet items including contingent liabilities	16,366,591,816	15,335,401,497
Net asset value per share (NAV)	13.23	12.22



Head of FAD / Chief Financial Officer





Managing Director & CEO

#

South Bangla Agriculture and Commerce Bank Limited
Profit and Loss Account
For the period ended 30 September 2020

	From 01 January 2020 to 30 September 2020 Taka	From 01 January 2019 to 30 September 2019 Taka
Interest income	4,638,102,014	5,324,915,570
Less: Interest paid on deposits and borrowings etc.	3,719,935,563	3,494,354,245
Net interest income	918,166,451	1,830,561,325
Investment income	1,399,926,768	591,647,840
Commission, exchange and brokerage	307,246,495	345,698,406
Other operating income	70,177,476	66,066,834
	1,777,350,739	1,003,413,080
Total operating income	2,695,517,190	2,833,974,405
Salary and allowances	882,371,982	807,261,445
Rent, taxes, insurance, electricity etc.	269,117,323	260,404,018
Legal and professional expenses	982,857	1,798,414
Postage, stamp, telecommunication etc.	8,582,413	10,045,648
Stationery, printing, advertisement etc.	28,839,235	33,233,952
Chief executive's salary and fees	6,522,666	9,080,000
Directors' fees	1,664,000	1,560,000
Auditors' fees	-	-
Charges on loan losses	-	-
Depreciation and repair of bank's assets	110,073,345	102,637,558
Other expenses	292,687,716	334,728,220
Total operating expenses	1,600,841,537	1,560,749,255
Profit before provision	1,094,675,653	1,273,225,150
Provision for loan		
Specific provision	66,193,533	88,143,271
General provision (including off balance sheet items)	23,914,878	38,015,150
	90,108,411	126,158,421
Provision for rebate to good borrowers	-	-
Provision for diminution in value of investments	-	-
Other provisions	-	-
Total provision	90,108,411	126,158,421
Total Profit before taxes	1,004,567,242	1,147,066,729
Provision for taxation		
Current tax	329,416,784	477,459,432
Deferred tax	-	-
	329,416,784	477,459,432
Net profit after taxation	675,150,458	669,607,297
Appropriations		
Statutory reserve	-	-
General reserve	-	-
Retained surplus	675,150,458	669,607,297
Earnings per share (EPS)	0.99	0.98


 Head of FAD / Chief Financial Officer


 Managing Director & CEO

South Bangla Agriculture and Commerce Bank Limited
Cash Flow Statement
For the year ended 30 September 2020

	From 01 January 2020 to 30 September 2020 Taka	From 01 January 2019 to 30 September 2019 Taka
A) Cash flows from operating activities		
Interest receipts in cash	4,040,054,673	5,323,033,068
Interest payments	(3,310,433,710)	(2,959,635,990)
Dividend receipts	-	-
Income from investments	943,522,553	412,623,604
Recoveries on loans and advances previously written-off	-	-
Fees and commission receipts in cash	307,246,495	345,698,406
Cash payments to employees	(890,558,648)	(817,901,445)
Cash payments to suppliers	(271,880,760)	(261,990,163)
Income taxes paid	(456,298,674)	(507,882,016)
Receipts from other operating activities	70,177,476	66,066,834
Payments for other operating activities	(129,094,291)	(133,806,839)
Operating profit before changes in operating assets and liabilities	302,735,114	1,466,205,459
Increase / decrease in operating assets and liabilities		
Sale of trading securities	127,047	682,394
Purchase of trading securities	-	(495,590)
Loans and advances to other banks	-	80,000,000
Loans and advances to customers	(1,741,945,334)	(3,198,258,345)
Increase / decrease of other assets	(177,556,685)	(70,431,777)
Deposits from other banks	(3,270,841,884)	(240,317,997)
Deposits from customers	(1,143,313,345)	5,288,389,438
Increase / decrease of other liabilities account of customers	-	-
Increase / decrease of trading liabilities	-	-
Increase / decrease of other liabilities	932,632,688	71,651,104
	(5,400,897,513)	1,931,219,227
Net cash from operating activities	(5,098,162,399)	3,397,424,686
B) Cash flows from investing activities		
Proceeds from sale of Government securities	21,525,339,532	3,010,421,117
Payments for Purchase of Government securities	(16,636,578,259)	(7,314,455,373)
Purchase of property, plant and equipment	(65,828,306)	(81,519,747)
Sale of property, plant and equipment	-	-
Net cash from investing activities	4,822,932,967	(4,385,554,003)
C) Cash flows from financing activities		
Borrowing from other banks, financial institutions and agents	1,763,295,289	1,020,242,247
Dividends paid	-	-
Receipts from issue of ordinary share	-	-
Net cash from financing activities	1,763,295,289	1,020,242,247
D) Net increase / (decrease) in cash (A+B+C)	1,488,065,857	32,112,930
Effects of exchange rate changes on cash and cash-equivalent	-	-
E) Cash and cash-equivalents at beginning period	11,453,493,030	11,127,233,779
F) Cash and cash-equivalents at end of period (D+E)	12,941,558,887	11,159,346,709
G) Cash and cash-equivalents at end of period		
Cash in hand including foreign currencies	831,755,255	794,104,101
Balances with Bangladesh Bank and its agent bank(s) including foreign currencies	3,930,522,768	3,350,363,261
Balances with other Banks and Financial institutions	8,179,280,864	7,014,879,347
	12,941,558,887	11,159,346,709



 Head of FAD / Chief Financial Officer



 Managing Director & CEO

South Bangla Agriculture and Commerce Bank Limited
Statement of Changes in Equity
For the year ended 30 September 2020

Particulars	Paid Up Capital	Statutory Reserve	Other Reserve	Retained Earnings	Total
	Taka	Taka	Taka	Taka	Taka
Balance as on 01 January 2020	6,224,050,160	1,479,777,861	27,595,805	631,537,963	8,362,961,789
Prior period adjustment	-	-	-	-	-
Net profit for the period	-	-	-	675,150,458	675,150,458
Transfer to statutory reserve	-	-	-	-	-
Revaluation of Govt. treasury bills, bonds and other investments	-	-	17,253,145	-	17,253,145
Stock dividend issued	622,405,010	-	-	(622,405,010)	-
Balance as on 30 September 2020	6,846,455,170	1,479,777,861	44,848,950	684,283,411	9,055,365,392
Balance as on 30 September 2019	6,224,050,160	1,126,907,844	13,364,049	686,413,098	8,050,735,151


Head of FAD / Chief Financial Officer


Managing Director & CEO