


South Bangla Agriculture and Commerce Bank Limited
Balance Sheet (Un-audited)
As at 30 September 2016

	30 September 2016	31 December 2015
	Taka	Taka
PROPERTY AND ASSETS		
Cash		
Cash in hand (Including foreign currencies)	304,417,842	268,672,224
Balance with Bangladesh Bank and its agent bank(s)	2,270,043,518	1,900,452,362
	2,574,461,360	2,169,124,587
Balance with other banks and financial institutions		
In Bangladesh	4,897,557,367	5,236,817,127
Outside Bangladesh	132,543,432	96,650,301
	5,030,100,799	5,333,467,429
Money at call and short notice		
	-	150,000,000
Investments		
Government	5,090,456,736	4,634,934,659
Others	35,298,356	35,298,356
	5,125,755,092	4,670,233,015
Loans and advances		
Loans, cash credits, overdrafts etc.	25,860,918,413	21,099,757,056
Bills purchased & discounted	2,015,272,454	2,028,530,780
	27,876,190,867	23,128,287,837
Fixed assets including land, buildings, furniture and fixtures	434,119,700	482,500,159
Other assets	1,034,483,713	754,322,370
Non-banking assets	-	-
TOTAL ASSETS	42,075,111,532	36,687,935,396
LIABILITIES AND CAPITAL		
Liabilities		
Borrowings from other banks, financial Institutions and agents	2,710,601,990	231,830,583
Deposits and other accounts		
Current deposits and other accounts	2,527,469,979	2,162,901,318
Short notice deposits	1,177,920,453	2,879,373,981
Bills payable	399,840,792	272,047,778
Savings bank deposits	1,083,351,030	837,694,896
Fixed deposits	25,082,961,225	22,626,106,757
Term deposits	2,563,088,619	1,997,260,205
	32,834,632,098	30,775,384,934
Subordinated bonds	-	-
Other liabilities	1,225,780,630	800,507,950
Total liabilities	36,771,014,718	31,807,723,467
Shareholders' equity		
Paid up capital	4,089,600,000	4,089,600,000
Statutory reserve	205,900,450	205,900,450
General reserve	-	-
Other reserves (revaluation reserve on Govt. Securities)	116,052,938	323,527,836
Current year's profit	631,359,783	-
Retained earnings	261,183,643	261,183,643
Total shareholders' equity	5,304,096,814	4,880,211,929
TOTAL LIABILITIES AND SHAREHOLDERS' EQUITY	42,075,111,532	36,687,935,396



Head of Finance & Accounts / CFO


Managing Director & CEO

South Bangla Agriculture and Commerce Bank Limited
Balance Sheet (Un-audited)
As at 30 September 2016

	30 September 2016 Taka	31 December 2015 Taka
OFF-BALANCE SHEET ITEMS		
Contingent liabilities		
Acceptance and endorsements	1,704,690,324	1,246,874,286
Letters of guarantee	2,337,074,902	1,689,909,306
Irrevocable letters of credit	4,655,542,297	1,740,362,630
Bills for collection	477,207,213	165,303,368
	9,174,514,736	4,842,449,591
Other contingent liabilities		
Bangladesh sahchayapatra in hand	606,800,000	145,500,000
Travelers' cheques in hand	-	-
	606,800,000	145,500,000
Total contingent liabilities	9,781,314,736	4,987,949,591
Other commitments		
Lease rental commitments	-	-
Documentary credits and short term trade-related transactions	-	-
Forward assets purchased and forward deposits placed	-	-
Undrawn note issuance and revolving facilities	-	-
Undrawn formal standby facilities, credit lines and other commitments	-	-
Spot and forward foreign exchange rate contracts	-	-
other exchange contracts	-	-
	-	-
Claims against the Bank not acknowledged as debt	-	-
	-	-
Total Off-Balance Sheet Items (Including Contingent Liabilities)	9,781,314,736	4,987,949,591


Head of Finance & Accounts / CFO

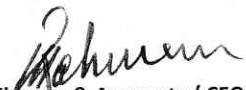

Managing Director & CEO

Note :

- i) Figures appearing in these financial statements have been rounded off to the nearest Taka.
- ii) Shareholders of the Bank in its 3rd AGM approved Stock Dividend @ 6% on its Paid up Capital for the year 2015. Therefore Tk 245,376,000 will be transferred from Retained Earnings to Paid up Capital.
- iii) Figures of 2015 have been rearranged as per current year's presentation.

South Bangla Agriculture and Commerce Bank Limited
Profit and Loss Account (Un-audited)
For the period ended 30 September 2016


	From 01 January 2016 to 30 September 2016	From 01 January 2015 to 30 September 2015
	Taka	Taka
Interest income	2,838,336,036	2,010,099,146
Less: Interest paid on deposit and borrowings	1,726,849,887	1,463,695,389
Net interest income	1,111,486,149	546,403,756
Investment income	604,073,451	411,916,919
Commission, exchange and brokerage	129,599,268	98,376,323
Other operating income	37,622,000	24,512,762
	771,294,719	534,806,003
Total operating income	1,882,780,868	1,081,209,760
Salary and allowances	427,102,931	332,890,145
Rent, taxes, insurance, electricity etc.	190,663,546	152,215,019
Legal & professional expenses	728,151	1,168,394
Postage, stamp, telecommunication etc.	15,898,630	12,798,207
Stationery, printing, advertisement etc.	8,807,782	14,118,735
Managing Director's salary and allowances	9,790,000	8,400,000
Directors' fees and other benefits	1,752,000	845,000
Audit fees	-	-
Repairs, maintenance and depreciation	107,859,336	75,783,566
Other expenses	79,766,059	60,691,921
Total operating expenses	842,368,435	658,910,988
Profit before provision	1,040,412,433	422,298,772
Provision for loans and advances		
Specific provision	107,270	-
General provision (Including Off-Balance Sheet items)	71,674,985	49,504,514
Provisions for diminution in value of investment	2,542,796	5,815,248
	74,325,051	55,319,762
Provision for other classified assets	-	-
Total provision	74,325,051	55,319,762
Profit before taxes	966,087,382	366,979,009
Provision for taxation	334,727,598	168,919,509
Deferred taxes (income)/ expenses	-	-
	334,727,598	168,919,509
Net profit after taxation	631,359,783	198,059,501
Retained earnings brought forward from previous year	261,183,643	48,643,054
Less : Transferred to Statutory Reserve	-	-
Retained earnings carried forward	892,543,427	246,702,555
Earning per share	1.54	0.48



Head of Finance & Accounts / CFO


Managing Director & CEO

South Bangla Agriculture and Commerce Bank Limited
Cash Flow Statement (Un-audited)
For the period ended 30 September 2016

	From 01 January 2016 to 30 September 2016	From 01 January 2015 to 30 September 2015
	Taka	Taka
A) Cash flows from operating activities		
Interest received	2,888,552,141	2,006,404,913
Interest paid	(1,695,528,531)	(1,376,002,801)
Dividend Received	1,643,143	723,131
Gain on Sale of Shares	-	242,880
Income from investment	562,280,046	398,998,032
Fees, commission, exchange & brokerage	129,836,256	98,376,323
Cash paid to employees	(436,892,931)	(341,290,145)
Cash paid to suppliers	(204,206,671)	(125,404,122)
Income taxes paid	(204,916,924)	(91,869,388)
Received from other operating activities	37,622,000	24,512,762
Paid for other operating activities	(131,132,011)	(89,420,905)
Operating profit before changes in operating assets and liabilities	947,256,519	505,270,679
Increase / (decrease) in operating assets & liabilities		
Changes in trading securities	-	5,599,530
Loans and advances to other banks	-	-
Loans and advances to customers	(4,740,992,812)	(5,214,221,507)
Other assets	(92,457,470)	(22,108,981)
Deposits from other Banks	-	-
Deposits from customers	2,028,803,710	5,867,911,989
Other liabilities	4,178,843	100,510,337
	(2,800,467,730)	737,691,368
Net cash received from operating activities	(1,853,211,211)	1,242,962,046
B) Cash flows from investing activities		
Changes in non-trading securities	-	-
Changes in Government securities	(207,474,898)	233,746,675
Purchase of property, plant and equipment	(10,593,076)	(207,745,647)
Sale proceeds of fixed assets	-	-
Net cash used in investing activities	(218,067,975)	26,001,028
C) Cash flows from financing activities		
Borrowing from other banks, financial institutions and agents	2,478,771,407	792,097,842
Share capital	-	-
Net cash received from financing activities	2,478,771,407	792,097,842
D) Net increase / (decrease) in cash and cash -equivalents (A+B+C)	407,492,221	2,061,060,916
E) Effects of exchange rate changes on cash and cash -equivalents	-	-
F) Cash and cash -equivalents at beginning of the period	12,287,526,674	9,315,888,786
G) Cash and cash -equivalents at end of the period (D+E+F)	12,695,018,895	11,376,949,702
Cash and cash -equivalents at end of the period		
Cash in hand (including foreign currencies)	304,417,842	216,532,743
Balances with Bangladesh Bank and its agent bank(s)	2,270,043,518	1,647,174,936
Balances with other banks and financial institutions	5,090,100,799	5,108,605,833
Money at call and short notice	-	820,000,000
Reverse repo	-	-
Government Securities	5,090,456,736	3,584,575,610
	12,695,018,895	11,376,949,702


Head of Finance & Accounts / CFO


Managing Director & CEO